

DISCUSSION PAPER SERIES

No. 5777

POSTPONING RETIREMENT: THE POLITICAL PUSH OF AGING

Vincenzo Galasso

PUBLIC POLICY



Centre for **E**conomic **P**olicy **R**esearch

www.cepr.org

Available online at:

www.cepr.org/pubs/dps/DP5777.asp

POSTPONING RETIREMENT: THE POLITICAL PUSH OF AGING

Vincenzo Galasso, IGER, Università Bocconi and CEPR

Discussion Paper No. 5777
August 2006

Centre for Economic Policy Research
90–98 Goswell Rd, London EC1V 7RR, UK
Tel: (44 20) 7878 2900, Fax: (44 20) 7878 2999
Email: cepr@cepr.org, Website: www.cepr.org

This Discussion Paper is issued under the auspices of the Centre's research programme in **PUBLIC POLICY**. Any opinions expressed here are those of the author(s) and not those of the Centre for Economic Policy Research. Research disseminated by CEPR may include views on policy, but the Centre itself takes no institutional policy positions.

The Centre for Economic Policy Research was established in 1983 as a private educational charity, to promote independent analysis and public discussion of open economies and the relations among them. It is pluralist and non-partisan, bringing economic research to bear on the analysis of medium- and long-run policy questions. Institutional (core) finance for the Centre has been provided through major grants from the Economic and Social Research Council, under which an ESRC Resource Centre operates within CEPR; the Esmée Fairbairn Charitable Trust; and the Bank of England. These organizations do not give prior review to the Centre's publications, nor do they necessarily endorse the views expressed therein.

These Discussion Papers often represent preliminary or incomplete work, circulated to encourage discussion and comment. Citation and use of such a paper should take account of its provisional character.

Copyright: Vincenzo Galasso

August 2006

ABSTRACT

Postponing Retirement: the Political Push of Aging*

Conventional economic wisdom suggests because of the aging process, social security systems will have to be retrenched. In particular, retirement age will have to be largely increased. Yet, is this policy measure feasible in OECD countries? Since the answer belongs mainly to the realm of politics, I evaluate the political feasibility of postponing retirement under aging in France, Italy, the UK, and the US. Simulations for the year 2050 steady state demographic, economic and political scenario suggest that retirement age will be postponed in all countries, while the social security contribution rate will rise in all countries, but Italy. The political support for increasing the retirement age stems mainly from the negative income effect induced by aging, which reduces the profitability of the existing social security system, and thus the individuals net social security wealth.

JEL Classification: D72, H5 and H53

Keywords: aging, political equilibria and postponing retirement

Vincenzo Galasso

IGIER

Via Salasco 5

20136 Milan

ITALY

Tel: (39 02) 5836 5319

Fax: (39 02) 5836 5343

Email: vincenzo.galasso@uni-bocconi.it

For further Discussion Papers by this author see:

www.cepr.org/pubs/new-dps/dplist.asp?authorid=137398

* I thank George Casamatta, Jose Ignacio Conde Ruiz, Paola Profeta, Pierre Pestieau and Guido Tabellini, and participants at ESPE 2006, and at C6 Capri meeting for useful comments. Giuseppe Cappelletti provided excellent research assistance. I gratefully acknowledge financial support from MIUR, Fundación BBVA and Università Bocconi (Ricerca di base). Any remaining errors are mine.

Submitted 13 July 2006

1. Introduction

The aim of this paper is to assess the political feasibility of the most commonly suggested retrenchment measure of the social security system: postponing retirement. Conventional economic wisdom suggests that – due to population aging – social security systems will have to be largely modified in order to maintain their financial sustainability. Because of the increasing share of retirees to workers, these systems will soon be unable to finance the pension benefits – as calculated under the current rules. Hence, either contribution rates will have to be raised or per-capita pension benefits reduced. Among the latter retrenching measures, postponing retirement has typically been proposed by experts and policy-makers. This policy has been strongly advocated in those countries, such as Belgium, France, and Italy, where the effective retirement age is particularly low, because of the existence of large incentives to retire early built in the social security systems (see Blondal and Scarpetta, 1998, Gruber and Wise, 1999 and 2003). The beauty of this measure is that it allows to keep a sufficient level of old age consumption by combining a longer working carrier – and thus more labor income – with relatively generous pension benefits, albeit at the cost of enjoying less old age leisure.

However, will future voters be willing to support such a policy? A recent political-economy literature (see Fenge and Pestieau, 2005, Lacomba and Lagos, 2000, Casamatta et al., 2002, Cremer and Pestieau 2000, Cremer et al. 2002, Conde Ruiz and Galasso, 2003 and 2004) that has examined the introduction of these early retirement provision in the 70s and 80s and their further developments has emphasized the crucial role of the policy persistency (see also Coate and Morris, 1999) in the political success of these measures. In fact, the introduction of these early exit paths from the labor market was welcome also by some young workers who expected to benefit from these provisions. Moreover, recent Eurobarometer surveys suggest that current workers are unwilling to accept an increase in their retirement age (see figure 1). And indeed, most recent reforms featuring an increase in the retirement age allow for long transition periods (see fRdB report, 2000, and Galasso, 2006, for a detailed description of the reform process in six countries).

Unlike the previous literature, this paper suggests that postponing retirement may become feasible in the future because of the political push of aging. In countries with large social security systems, such as most developed economies, which also feature

generous early retirement schemes, aging may provoke a major negative income effect by reducing the individuals' pension net wealth. In fact, the increase in the dependency ratio reduces the profitability of systems for all future generations, who hence obtain a worse deal from the social security. Furthermore, if the reduction in the social security return takes the form of lower pension benefits, a substitution effect also arises, since the pecuniary incentive to retire decreases, which push toward postponing retirement.

This paper builds on the politico-economic model introduced by Galasso and Profeta (2004) to provide a quantitative assessment of the political sustainability of social security in six graying societies (France, Germany, Italy, Spain, the UK and the US). Their theoretical framework is enriched to allow for the endogenous political determination of the retirement age. The bi-dimensional preferences of the individuals – over social security contribution rate and retirement age – are aggregated through simple majority voting¹. Because of the multi-dimensionality of the policy space, Nash equilibria of this voting game may fail to exist. Hence, I resort to the concept of structured induced equilibrium (see Shepsle, 1979), which allows for issue-by-issue voting, where contribution rate and retirement age are voted contemporaneously, yet separately. This issue-by-issue voting is effectively equivalent to obtain two reaction functions, which correspond to the median vote of the electors over one issue for a given vote on other. The intersection of these two reaction functions gives rise to an issue-by-issue voting equilibrium of the game.

The quantitative evaluation of how political constraints may shape social security systems under population aging operates in two stages. First, the theoretical political economy model is calibrated to match the main economic, demographic and political characteristics and the crucial features of the social security system in each country around the year 2000, which is taken to be the initial steady state. In particular, in every country, individuals take economic and political decisions, and the social security contribution rate through the political process is calibrated to correspond to the actual average equilibrium contribution rate during the nineties, while the resulting economic aggregates have to be consistent with the long term features of each economy. The simulations of the impact of the electoral constraints on the political determination of social security and retirement age under aging are obtained by feeding this calibrated model with the forecasted values of demographic, economic and political variables for

¹ Since individuals preferences over the retirement age are non single-peaked, Germany and Spain are dropped from the analysis.

the year 2050, which is assumed to be the new steady state, in which the demographic process has stabilized and the social security systems have been modified to copy with these new demographic and economic elements. The social security contribution rate and the retirement age chosen by the year 2050 median voters, as estimated by the model, represent the political equilibrium outcomes of the voting game in 2050.

The paper proceeds as follows. The next section introduces the economic model, the characterization of the political game is at section 3 and the calibration at section 4. Section 5 describes the simulations results and section 6 concludes.

2. The Economic Model

The economic environment consists of an overlapping generation general equilibrium model, which is calibrated to the main demographic and economic features of each country. The economy is populated by several overlapping generations of workers and retirees. At any time t , individuals face a probability of surviving until the next period, $(\pi_t^i)_{i=1}^G$, which depend on their age i , where G is the last possible period of any agent's life; subscripts indicate calendar date, and superscripts refer to the agent's period of birth. Agents who reach the G -th period of their life face certain death, $\pi_t^G = 0$. The demographic structure of the model can be synthesized by a population profile, which combines these survival probabilities with the population growth rate, n_t . The profile summarizes the fraction of population in each cohort and group type, μ_t^i , with $\sum_{i=1}^G \mu_t^i = 1$ for all t . Agents work during the first J periods of their life and then retire. Labor supply is exogenous: labor is supplied inelastically, and retirement age is mandatory.

2.1 Preferences

Agents value consumption and leisure after retirement according to the following expected utility function:

$$\sum_{j=0}^G \beta^j \left[\prod_{i=0}^j \pi_t^i \right] \left(\frac{(c_{t+j}^t)^{1-\rho} - 1}{1-\rho} + \nu \Gamma_{t+j}^t \right) \quad \forall j = 0, \dots, G \quad (2.1)$$

where c_{t+j}^t and v_{t+j}^t denote respectively consumption and leisure at time $t+j$ of an individual born at time t , π_t^i is the age specific individual probability of surviving until the next period, and β is the subjective time discount rate. The utility function features a constant degree of risk aversion over consumption, while the utility from leisure is additive and constant, so that an individual who decides to work one additional year has to give up the annual utility level, v . Finally, ρ indicates the coefficient of relative risk aversion and Γ_{t+j}^t is a binary variable taking value zero if the individual works at $t+j$, and one if she does not (i.e., if she retires).

Agents face the following sequence of budget constraints:

$$c_{t+j}^t + a_{t+j+1}^t = a_{t+j}^t R_{t+j} + y_{t+j}^t + H_{t+j}^t \quad \forall j = 0, \dots, G \quad (2.2)$$

where a_{t+j+1}^t and y_{t+j}^t represent respectively the end-of-period asset holding and disposable income at time $t+j$, and R_{t+j} is the interest factor on private financial assets. Since some individuals fail to survive until the next period, their involuntary bequest, which amounts to $H_{t+j}^t = (1 - \pi_{t+j-1}) a_{t+j}^t R_{t+j} / \pi_{t+j-1}$, has to be redistributed. As commonly assumed in the literature, the assets of those who do not survive are shared among all living individuals with the same characteristics. Effectively, this amounts to assuming that individuals enter a one-year annuity contract to distribute the assets of the deceased. Alternatively, asset holdings may be redistributed in a lump sum fashion among survivors of all ages and types or only to young individuals.

The disposable labour income respectively for workers and retirees is thus summarized as follows:

$$\begin{aligned} y_{t+j}^t &= \varepsilon_{t+j}^j \cdot h_{t+j}^t \cdot w_{t+j} (1 - \tau_{t+j}) \quad \forall j = s, \dots, J - 1. \\ y_{t+j}^t &= P_{t+j}^j \quad \forall j = J, \dots, G. \end{aligned} \quad (2.3)$$

where w_{t+j} indicates wage per efficiency unit, ε_{t+j}^j is a measure of labour efficiency unit, which may depend on the worker's age, s is the initial age at which agents begin their working career and τ_{t+j} and P_{t+j}^j represent respectively the contribution rate to social security and the (annuity) pension benefit received by retiree aged j . The number of worked hours at time $t+j$ by an agent born at time t , h_{t+j}^t , is constant, since the labour supply is assumed to be exogenous.

2.2 Technology

The production side of the economy is characterized by a constant returns to scale aggregate production function, which transforms the productive inputs – labor and capital – into the production of a final good. The economy enjoys an exogenous technical progress that enhances labor productivity. The aggregate production function can be represented as follows:

$$Q_t = f[\eta_t(1 + \lambda)^t, k_t] = bk_t^\theta [\eta_t(1 + \lambda)^t]^{1-\theta} \quad (2.4)$$

where λ is the growth rate of labour productivity – a crucial variable for the profitability of the unfunded social security systems – η is a measure of the per capita unit of labour measured in efficiency units, k denotes the per capita stock of capital, b is a total factor productivity index and θ is the factor share of capital.

The labour supply in efficiency units is determined by the product of the exogenous average number of hours worked and the average labor efficiency units in the economy:

$$\eta_t = h \sum_{i=1}^J \varepsilon_i^i \mu_t^i \quad (2.5)$$

The aggregate capital stock is obtained by aggregating the individual net savings over generations:

$$k_t = \sum_{i=1}^G \frac{\mu_t^i a_t^{t-i}}{1+n} \quad (2.6)$$

Agents maximize their expected utility – subject to their individual budget constraints – with respect to the consumption flow and to the retirement decision; while firms maximize profits with respect to their choice of the factors of production – capital and labor – given the technological constraint. The optimizing conditions for agents and firms and equilibrium conditions in the factor markets determine the usual expression for hourly wage, w_t , and rate of return on capital, r_t :

$$\begin{aligned} w_t &= f_1[\eta_t(1 + \lambda)^t, k_t] \\ R_t = 1 + r_t &= f_2[\eta_t(1 + \lambda)^t, k_t] + 1 - \delta \end{aligned} \quad (2.7)$$

where δ is the parameter of the physical depreciation rate in the economy and subscripts denote the partial derivatives with respect to the relevant variable – respectively the marginal product of labor and capital.

2.3 Social Security Systems

The social security system is modelled as pure unfunded scheme. In every period, total contributions equal total benefits. Since every agent at any time t contributes a fraction τ_t of her labour income, total contributions depend on the tax rate τ_t and on the retirement age J according to the following equation:

$$T_t(\tau_t, J) = \tau_t \sum_{j=s}^{J-1} \mu_t^j \varepsilon_t^{t-j} h_t^{t-j} w_t^j \quad (2.8)$$

Everywhere, pension benefits represent an annuity paid to the retirees. Under budget balance, the total amount of pensions paid out to retirees is equal to the aggregate contributions of the current workers:

$$T_t(\tau_t, J) = \sum_{j=J}^G P_t^j \mu_t^j \quad (2.9)$$

2.4 Economic Equilibrium

For a given sequence of social security contribution rates², labor productivity and population growth rates, and retirement ages, $(\tau_t, n_t, \lambda_t, J_t)_{t=0}^{\infty}$ a competitive economic equilibrium is characterized by a sequence of allocations and prices, $(c_{t+j}^t, w_t, R_t)_{\forall t=0, \dots, \infty; \forall j=0, \dots, G}$; that in every period satisfies the following conditions:

- the consumer problem is solved for each generation $\forall j = 0, \dots, G$. Hence, every agent aged j maximizes the expected utility at eq. 2.1 with respect to c_{t+j}^t and given the sequence of budget constraints at eq. 2.2;
- firms maximize their profits, and the conditions at eq. 2.7 are satisfied;
- labor, capital and goods markets clear, and thus respectively eq. 2.5, eq. 2.6, and the following expression are satisfied:

$$\sum_{i=1}^G (a_t^{t-i+1} + c_t^{t-i+1}) \mu_t^i = f(\eta_t, k_t) + (1 - \delta) \sum_{i=1}^G \mu_{t-1}^i a_{t-1}^{t-i}. \quad (2.10)$$

² Notice that the economic equilibrium is obtained for a given sequence of social security contribution rates, since the determination of these contribution rates occurs in the political arena.

3. The Political Game

In the political environment, individuals express their preferences over two crucial aspects of the social security system: the contribution rate and the retirement age. Individual preferences are then aggregated through a simple majority voting model³.

Since the policy space is bi-dimensional, a Nash equilibrium of this voting game may fail to exist, as Condorcet cycles typically arise (see for instance Ordeshook, 1986). To overcome this problem, I follow Shepsle (1979) in analyzing voting equilibria induced by institutional restrictions, i.e., structure-induced equilibria.

The political system that aggregates the individual preferences over the alternatives (τ, J) into a political outcome is characterized by an institutional arrangement – namely a committee system, a jurisdictional arrangement, and an assignment rule – that allows issue-by-issue voting. In particular, the political system is characterized by the following arrangements: (i) Committee of the Whole – there exists only one committee, which coincides with the electorate; (ii) Simple Jurisdictions – each jurisdiction is a single dimension of the issue space, $\{\{\tau\}, \{J\}\}$, that is, one jurisdiction has the power to deliberate on the social security contribution rate, τ , and another on the retirement age, J ; (iii) Assignment Rule – every simple jurisdiction is assigned to the committee of whole; and (iv) Germaneness Amendment Control Rule – amendments to the proposal are permitted only along the dimensions that fall in the jurisdiction of the committee, that is, if the proposal regards τ , only amendments on τ are permitted, and viceversa.

In this political system, the entire electorate has jurisdiction on the two issues, but only issue-by-issue. The restriction that each issue is on the floor separately is achieved through simple jurisdictions and germaneness amendment rule, and it is needed to overcome the possible lack of a Nash equilibrium. No further restrictive jurisdictional arrangements are imposed. The choice of a committee of the whole, for example, guarantees that no subset of the electorate which constitutes a committee is effectively awarded veto power over an issue. In fact, any such committee could block any

³ Although pension policies may involve a more complex decision process than simple majority voting, electoral concerns are perhaps the key factor for policy-makers dealing with large welfare programs, such as social security, which – once established – build their own political constituencies (see Pierson, 1996). Simple majority voting hence represents the minimal political environment where to analyze these electoral concerns; and has the advantage of providing a coherent and transparent analysis of the impact of the demographic dynamics on the political process.

alternative to the status quo which would be preferred by a majority of the electorate, but not by a majority of the members of this committee.

This notion of structure induced equilibrium (see Shepsle, 1979, for a detailed description) allows to capture the electoral concerns by the politicians, and to retain the flavour of the median voter theorem. By creating an issue-by-issue voting, the policy space is separated into two issues and one median voter may be identified for each issue. Effectively, this bi-dimensional voting game amounts to characterizing two reaction functions for the two median voters. A $\pi(J)$ reaction function describes the decision of the median voter over the social security contribution rate for a given retirement age, J ; while a $J(\tau)$ reaction function characterizes the decision of the median voter over the retirement age for a given social security contribution rate, τ . The intersection of these two reaction functions identifies a structural induced equilibrium.

Finally, the voting game is considered to take place once-and-for-all. However, the results may easily be generalized to a repeated voting environment, in which an implicit social contract among successive generations of voters may emerge to induce a majority of voters – and hence some workers – to support a social security system featuring a certain retirement age (see Conde-Ruiz and Galasso, 2003 and 2005, for a generalization of the notion of structure induced equilibrium to a repeated voting environment).

The next section examines the voting behaviour over the social security contribution rate, and thus the reaction function $\pi(J)$, whereas section 3.2 analyzes the vote over the retirement age, and thus the reaction function $J(\tau)$. The complete characterization of the structure induced equilibrium in the two steady states is in section 5.

3.1 Individual Preferences over contribution rates

A large theoretical literature (see Galasso and Profeta, 2002, and Persson and Tabellini, 2000 for a survey) and some recent empirical work (see Boeri, Börsch-Supan and Tabellini, 2002) suggest that preferences over social security contribution rates – for a given retirement age – depend on the individuals' age and possibly income, and on the main features of the system. Since a PAYG social security system imposes a contribution on the workers and provides a pension transfer to the retirees, the elderly will generally support the system, whereas workers will be willing to incur in current and future costs only if they expect to be sufficiently compensated by future pension

benefits. Age thus represents a crucial factor to determine the individual support to the system, since past contributions represent a sunk cost, which does not affect the agents' decisions. Clearly, middle aged and elderly individuals are more supportive of social security systems, as they will mostly enjoy pension benefits in their remaining time horizon. This property of the preferences over the social security contribution rate helps to identify the median voter over the social security contribution rate, who coincides with the median age among the voters.

How do these individual preferences depend upon the mandatory retirement age? Postponing retirement induces two opposite effects on the individual preferences. For every worker, the contribution period – that is, the remaining years of contributions – will increase; thereby reducing the profitability of the system. Individuals, who already retired, are instead not affected by this change. Yet, postponing retirement decreases the share of retirees per workers, thereby reducing the dependency ratio, and hence increases the profitability of the system. The overall effect is thus ambiguous, although the simulations in Galasso and Profeta (2004) indicate that postponing the retirement age leads the median voter to reduce the contribution rate. Figures 2 to 5, which display the equilibria in 2000 and 2050 for these four countries as the intersection between the two reaction functions, confirm these previous findings (i.e., $\tau(J)$ is negatively sloped).

3.2 Individual Preferences over retirement age

To characterize a structure induced equilibrium, the individual preferences over the effective retirement age – for a given level of the social security contribution rate – have to be analyzed. In particular, do these preferences differ according to the voters' age? And how do they depend on the social security contribution rate?

In voting over the effective retirement age (for a given contribution rate), agents consider several determinants: (i) the individual labor-leisure trade-off associated with the retirement decision; (ii) the impact that a mandatory retirement age has on the pension benefits, by modifying the dependency ratio, and (iii) any general equilibrium effect induced on rate of return and on wages. Elderly workers or retirees will typically choose the retirement age that maximizes their pension benefits. In particular, every retiree would potentially like to be the youngest pensioner, so as to minimize the number of people with whom to share resources. Younger individuals may instead be induced to set lower retirement ages in order to anticipate their retirement period, but

they would then incur in the cost of receiving a smaller pension at retirement. Which factor prevails cannot be determined a priori. Interestingly, unlike in section 3.1, individual preferences cannot be ordered according to age, and thus the median voter over the retirement age does not typically coincide with the median age among the voters.

How are individual preferences on the retirement age affected by a change in the social security contribution rate? A variation in the size of the system produces a substitution and an income effect, which may modify the voters' decision over the retirement age. An increase in the contribution rate, in fact, reduces the net income associated with working, while increasing the pension benefits; the opportunity cost of retiring thus decreases, thereby inducing voters to anticipate the effective retirement age. However, since in this dynamically efficient economy social security is a dominated saving device, an increase in the contribution rate decreases the overall income of the young, thereby inducing them to postpone retirement. Again, which effect prevails cannot be established a priori. In the simulations presented at section 5, however, the retirement age appears to be decreasing in the social security contribution rate (i.e., $J(\tau)$ is negatively sloped) in all countries but the UK (see figures 2 to 5).

4 Calibration

To evaluate quantitatively the future size of the social security system as induced by the policy-makers' electoral concerns and the political feasibility of postponing retirement in a greying societies, I use a two stages methodology, which consists of an initial calibration of the model to the initial steady state and of its simulation for a future steady state. In its initial steady state, the model is calibrated to capture the main economic, demographic and political aspects, and the institutional elements of the different social security systems in France, Italy, the UK and the US, around the year 2000. In this calibration exercise, each country is viewed as a closed economy and the values of the key parameters of the theoretical model are pinned down. To simulate how political constraints will shape social security under aging, the model is then fed with the forecasted values of demographic, economic and political variables for the year 2050, and the social security contribution rates and the effective retirement age which arise as a new political equilibrium, are calculated.

In the calibrated model, every period corresponds to one year. Agents are born at age 18 and may live up to age 95 ($G=77$), according to age specific probability of survival. For each country, these probabilities are averages by gender of 1999 official estimates. Given these surviving probabilities, the population growth rate used in the calibration for the year 2000 is calculated to match the elderly dependency ratios (see table 1).

In the labor market, the crucial variables are the average employment rate, which in the model corresponds to the average amount of time dedicated to productive activities, and the labor efficiency by age, which is calculated using country-specific microeconomic data on labour income by age. Another crucial labor market variable needed for the initial calibration of the model is the retirement age, which is set at the median effective retirement age for each country (see table 1).

The calibration of the production side is rather standard. For the constant return to scale production function at eq. 2.4, the value of the average capital share is taken from national accounts, while the exogenous productivity growth is given by the average per-capita GDP growth rate during the nineties. Depreciation rate is set equal to an average value of 5% for all countries. The long term characteristics of each economy are described by its capital-output ratio (see table 1).

The crucial feature of each social security system is taken to be the *equilibrium* – rather than the statutory – social security contribution rate, which in each period equates total contributions to total pension benefits. In the calibration, this equilibrium social security contribution is computed for the nineties; for countries running a budget deficit (or surplus), the transfer from the general taxation is imputed to the contribution rate.

For each country, the model is calibrated to match the capital-output ratio, the equilibrium social security contribution rate and the equilibrium effective retirement age in the initial scenario – that is, in 2000. The contribution rate and the effective retirement age is chosen by the median voter on the respective issue (see Shepsle, 1979). The aggregation of preferences through the median voter is possible since these preferences are single-peaked. Figures 6 and 7 display the preferences of Italian voters of different ages respectively over the social security contribution rate and retirement age in the initial steady state. On the social security contribution rate, the political system can easily be parameterized to the median age among the voters (see Galasso and Profeta, 2004); whereas on the retirement age the median voter's age needs not to

coincide with the median age among the voters. In computing the median voter, electoral participation rate by age are also considered. These restrictions on the capital-output ratio, on the equilibrium contribution rate and on the equilibrium retirement age (as chosen by the respective median voter) jointly pin down three parameters of utility function: the subjective time discount rate, β , the coefficient of relative risk aversion, ρ , and the leisure parameter, υ , which are reported at table 2 for all countries.

In the second step, corresponding to the simulation exercise, these calibrated parameters are used to characterize the political economy model, which is then fed with forecasted values of economic, demographic and political variables for the year 2050. In particular, to simulate the aging process, official 2050 surviving probabilities are used for France and the US, while for Italy and the UK, they are computed by reducing the 1999 official mortality rate by 10%. The population growth rate used in the simulation for 2050 is also calculated to match – given the corresponding surviving probability – the expected elderly dependency ratios (see table 3); while the forecasts for the exogenous productivity growth are taken from EC projections. The forecasted demographic dynamics modifies also the age of the median age among the voters. All these forecasted parameters are reported at table 3.

With this new set of parameters, the model simulates – in a new steady state – the political sustainability of the social security system – that is, the social security contribution rate chosen by the median voter on this issue in 2050 – and the political feasibility of postponing retirement – that is, the retirement ages chosen by the median voter on this issue in 2050. The simulation results described in the next section will compare the initial steady state equilibrium – as calibrated for the year 2000 – with the new political equilibrium emerging in the 2050 steady state.

5. Simulation results

The main differences between the initial 2000 steady state and the 2050 steady state are induced by the aging process that modifies the demographic balance of the social security as well as the political representation of the different generations of workers and retirees. For a given retirement age, population aging is known to have two opposing economic and political effects on the determination of the contribution rate (see Razin et al., 2002, and Galasso and Profeta, 2004 and 2007). While aging reduces

the profitability of the system – thereby making its downsizing more convenient – the pivotal political agent (the median voter) becomes older and thus more favorable to increase social security spending. The overall effect is hence ambiguous. However, the simulation results reported at figures 2 to 5 suggest that the political push dominates in all countries: aging shifts the reaction function $\tau(J)$ upward.

How does aging modify the individual preferences over retirement – for given the social security contribution rate? Again, two main effects occur. Aging reduces the average profitability from social security. For a sizable pension spending, this generates a reduction in the lifetime income of all generations. This negative income effect will encourage individuals to postpone retirement. For a given social security contribution rate, aging will reduce also the pension benefits' replacement rate, since fewer resources will have to be shared among more retirees. This amounts to a negative substitution effect, which reduces the pecuniary incentives to retire early and leads again to an increase in the retirement age. Therefore, through these negative income and substitution effects, aging unambiguously generate a political push for postponing retirement: the reaction functions $J(\tau)$ shifts upward (see figures 2 to 5).

Table 4 presents the simulations' results on the political feasibility of postponing retirement in an aging environment. For each country, the first line describes the main features for the year 2000, while the second following line characterizes the equilibrium outcomes of this bi-dimensional voting game for the year 2050. Two crucial results immediately emerge. In all countries, there is a large raise in the retirement age chosen by the median voter, with respect to the initial equilibrium in 2000. In all countries but Italy, the social security contribution rate and the generosity of the pension benefit also increase.

The largest increase in the retirement age – from 58 to 67 years – is forecasted to occur in France and Italy – the two countries featuring the smallest initial retirement age. In Italy, the dramatic aging process will create a sizable, negative income effect. For a retirement age of 67 years, the social security contribution rate will correspond to 34.9%, hence leading to a reduction in pension spending (and in the replacement rate), in line with the EC-OECD estimates (see figure 2). In France, the strong increase in the median age among the voters will induce a large upward shift in the reaction function $\tau(J)$, as shown in figure 3, and thus higher contributions and more pension benefits. The reduction in the net labor income and the contemporaneous increase in the pension

benefits create a pecuniary incentive to retire (a positive substitution effect), which partially compensates the negative (income) effect of aging. Overall, the retirement age will largely be postponed in France, but the social security contribution rate will still increase – from 22.4% to 27.1%. In the United Kingdom (see figure 4), the aging of the voters will lead to an even more substantial shift in the reaction function $\pi(J)$, and to a large increase in the social security contribution rate, which generate a positive substitution effect. Retirement age will increase by seven years, and the contribution rate will reach 27.1%. In the United States, the negative income effect of aging and the aging of the electorate are expected to be more moderate. Interestingly, the United States feature multiple equilibria, with the retirement age ranging from 68 to 69 years, while the corresponding contribution rates remain between 11.9% and 13.5% (see figure 5).

6. Concluding Remarks

These new simulations on the simultaneous political determination of social security contribution rate and retirement age shed a new light on the political viability of the most commonly endorsed reform measure: postponing retirement. When all political constraints are considered, the retirement age is expected to increase in all countries – thereby mitigating the hike in the social security contribution rates usually associated to the aging process (see Galasso and Profeta, 2004). According to these simulations, Italy will benefit the most from this policy, whereas the UK is still estimated to experience a large increase in pension spending, despite the raise in the retirement age.

The political demand for postponing retirement is mainly due to the aging process, which also induces the demand for more pension spending. While the effect of aging on the political determination of the contribution rate occurs through an increase in the median voter's age (see also Disney, 2007, Galasso and Profeta, 2007, Razin and Sadka, 2007, and Simonovits, 2007 for a symposium on these issue), population aging leads to later retirement because of a negative income effect. By reducing the profitability of social security, aging decreases the individual net social security wealth – thereby inducing them to retire later.

To my knowledge, this paper is the first to provide some evidence in favor of the political feasibility of postponing retirement. This analysis could however be extended in two directions. First, the dynamics of the political determination of social security

contribution and retirement age should also be examined. In a theoretical model featuring a Markov perfect equilibrium, Conde-Ruiz, Galasso and Profeta (2005) provide a first step in this direction. Second, this paper, as well as most of this literature, concentrates on the supply side of the retirement decision. A model that explicitly accounts for the labor demand of older workers by the firm is also needed to capture the full implications of this often advocated retirement policy.

Table 1: Estimated Parameters of the Model

	France	Italy	UK	US
Population Growth	1.04%	0.7%	0.5%	1.35%
Old Age Dependency Ratio	25.9%	27.9%	25.3%	20.5%
Average Employment	65.4%	45.6%	64.7%	60%
Median Age among the Voters	43	44	45	47
Capital Share	31%	38%	30%	36%
Capital-Output Ratio	2.21	3.18	1.81	2.43
Productivity Growth	1.6%	1.92%	2.6%	1.94%
Social Security Contribution Rate	22.4%	38.0%	14.5%	9.7%
Effective Retirement Age	58	58	63	63

Table 2: Calibrated Parameters of the Model

	France	Italy	UK	US
ρ	2.24	2.67	3.65	4.17
β	1.01	1.07	1.04	1.08
ν	1.7	1.8	2.9	0.75

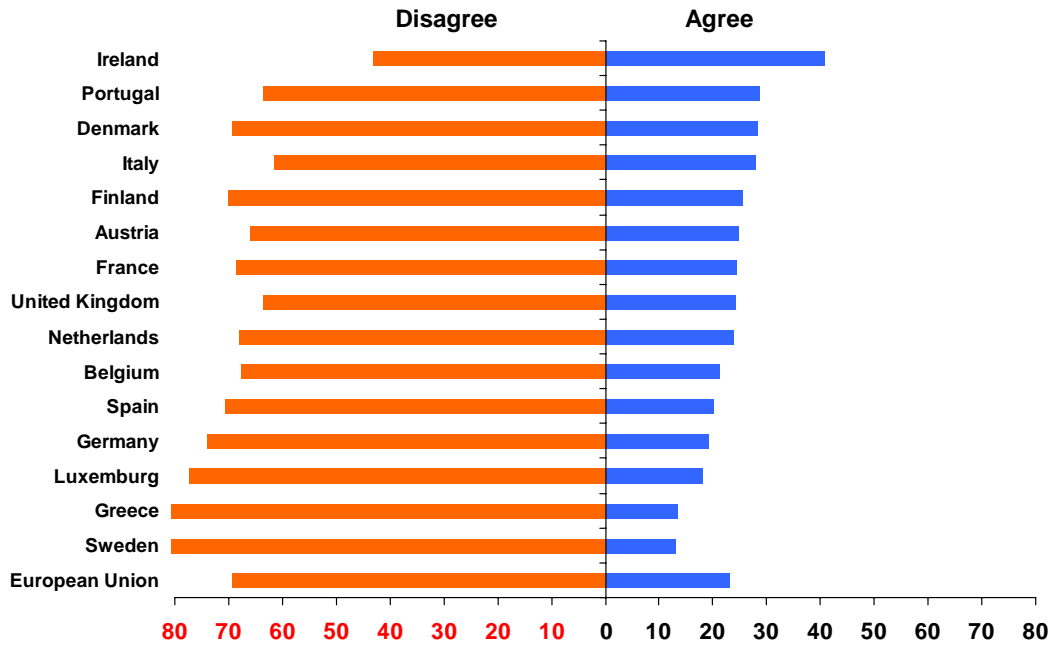
Table 3: Forecasted Parameters of the Model

	France	Italy	UK	US
Population Growth	-0.05%	-1.5%	-1.0%	0.25%
Old Age Dependency Ratio	48.8%	64.5%	44.3%	36.3%
Median Age among the Voters	53	57	53	53
Productivity Growth	1.8%	1.8%	1.7%	1.94%

Table 4: Simulations' results, postponing retirement

		Median age among the voters	Retirement age	Social security contribution rate	Replacement rate
<i>France</i>	2000	47	58	22.4%	55.0%
	2050	56	67	27.1%	63.3%
<i>Italy</i>	1992	44	58	38.0%	98.9%
	2050	56	67	34.9%	69.4%
<i>UK</i>	2000	45	63	14.5%	56.7%
	2050	53	70	27.1%	104.8%
<i>US</i>	2000	47	63	9.7%	40.8%
	2050	53	68	13.5%	46.1%
	2050	53	69	11.9%	43.5%

Figure 1: Retirement age should be increased: individuals work more and enjoy less retirement period.



Source: Eurobarometer

Figure 2: Politico-economic equilibria in Italy

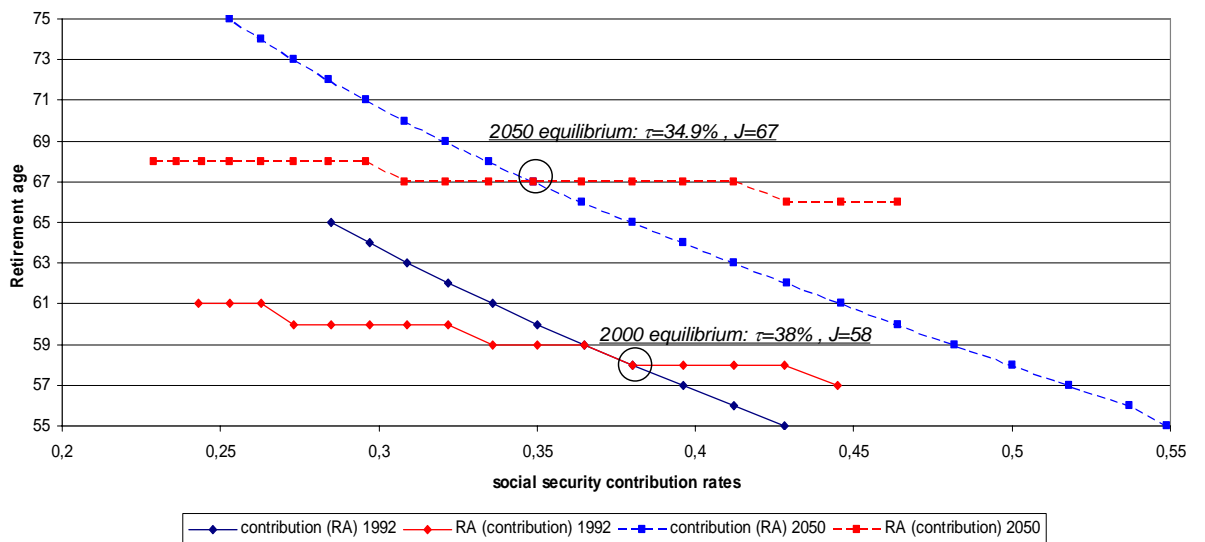


Figure 3: Politico-economic equilibria in France

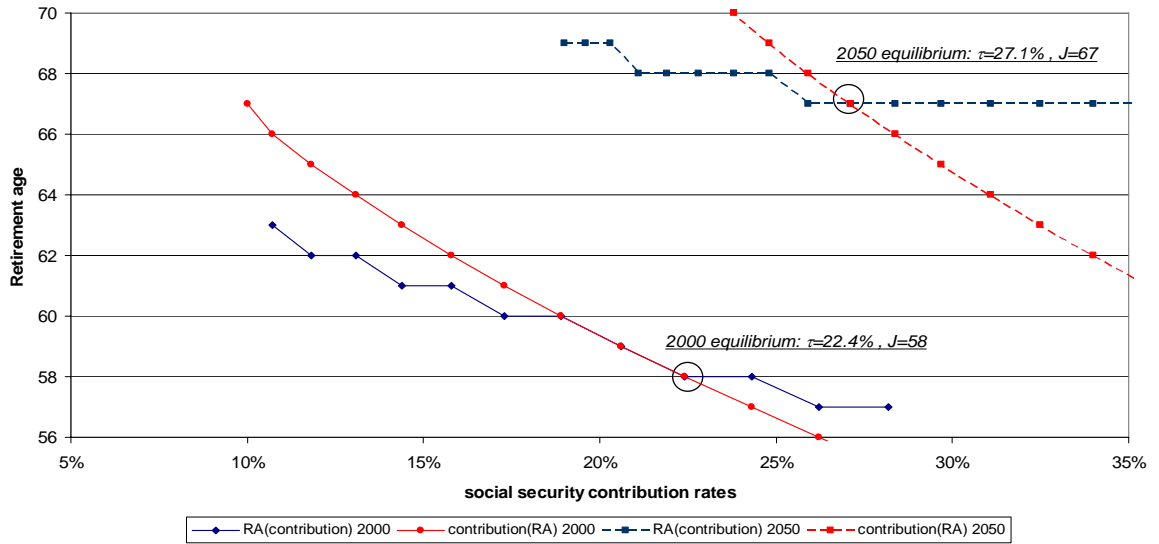


Figure 4: Politico-economic equilibria in the UK

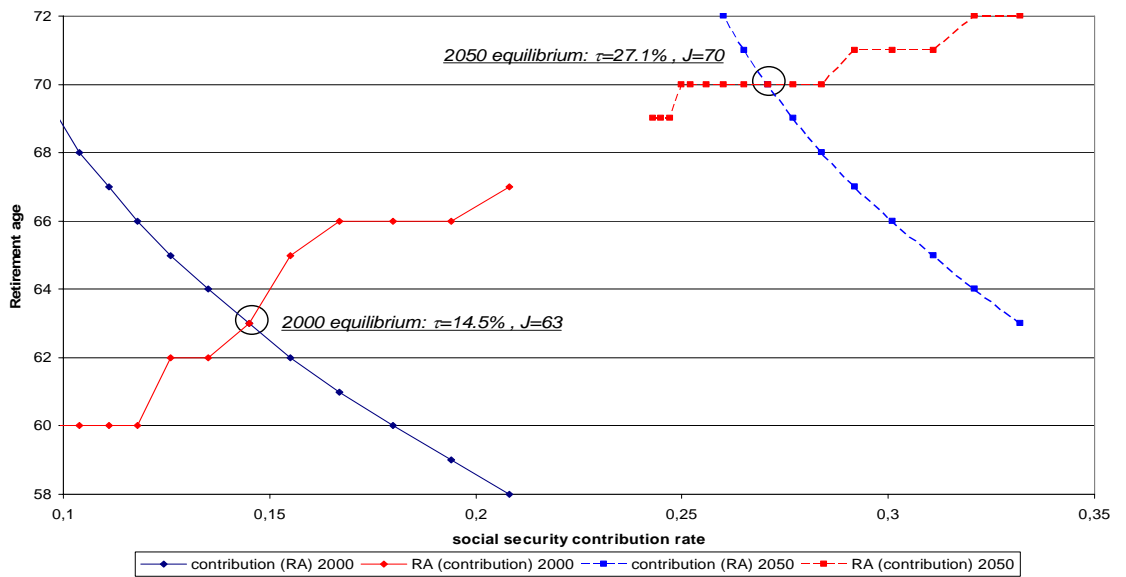


Figure 5: Political-economic equilibria in the US

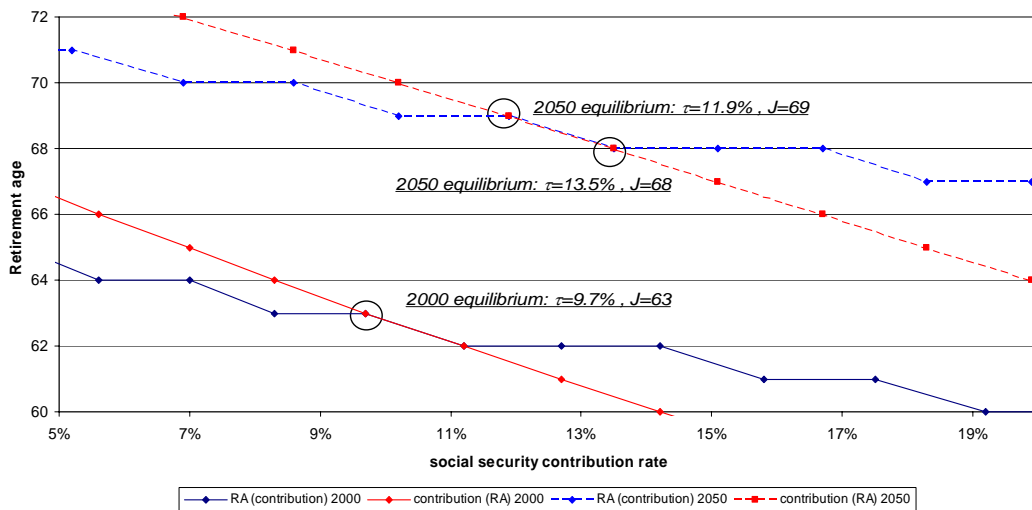


Figure 6: Individual preferences over social security contribution rate in Italy 1992

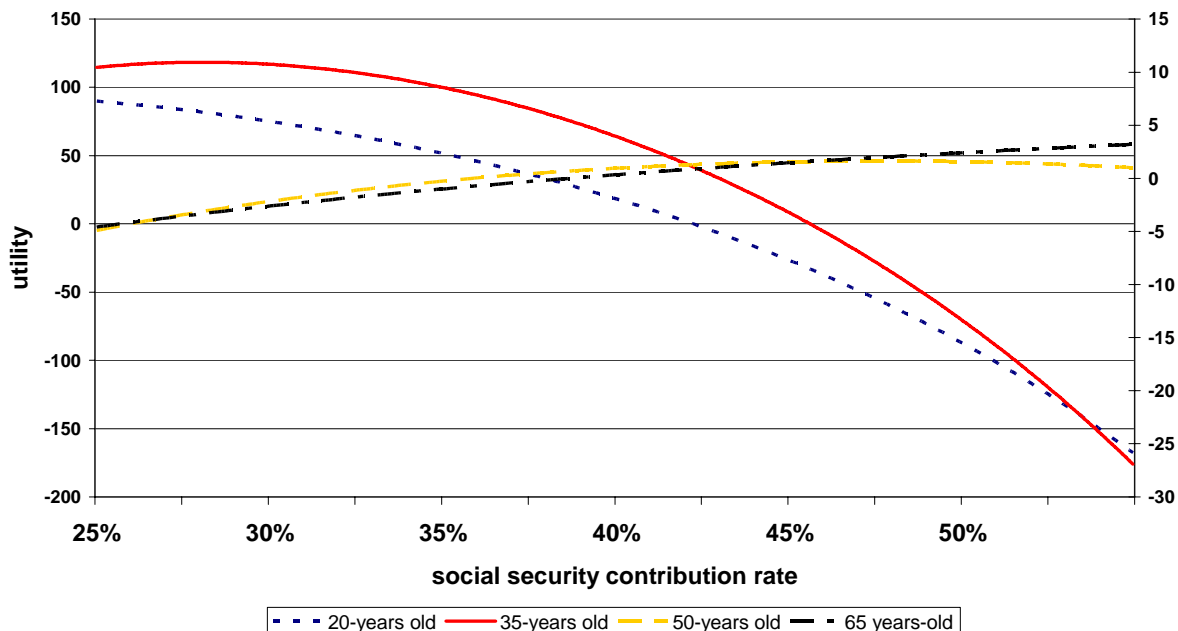
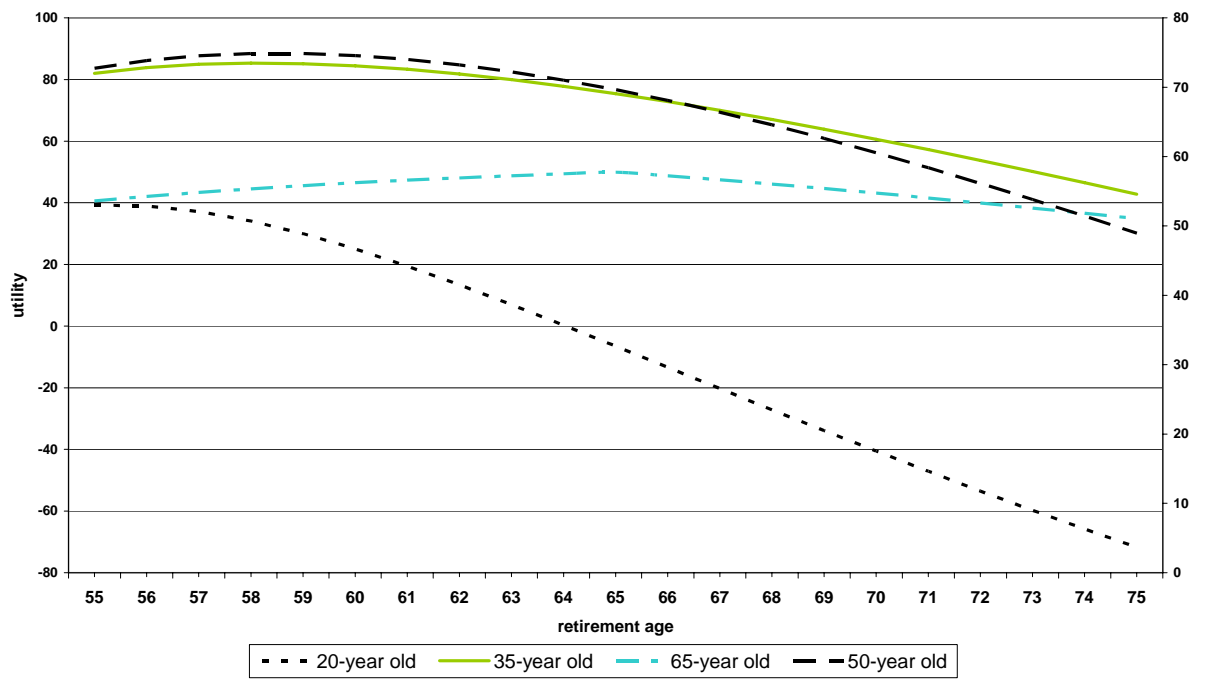


Figure 7: Individual Preferences over the Retirement Age in Italy 1992



Reference

- Boeri, T., A. Börsch-Supan, and G. Tabellini (2002), "Pension reforms and the opinions of European citizens" *American Economic Review*.
- Blöndal, S. and S. Scarpetta (1998), "The Retirement Decision in OECD Countries", OECD Working Paper AWP 1.4.
- Casamatta, G., H. Cremer and P. Pestieau, 2002, "Voting on Pensions with Endogenous Retirement Age", mimeo.
- Coate, S. and S. Morris, 1999. Policy Persistence, *American Economic Review* 89, 1327-1336.
- Conde-Ruiz J.I. and V. Galasso, (2003), "Early retirement", *Review of Economic Dynamics*.
- Conde-Ruiz J.I. and V. Galasso, (2004), "The macroeconomics of early retirement", *Journal of Public Economics*.
- Conde-Ruiz J.I., V. Galasso, and P. Profeta, (2005). "Early retirement and social security: A long-term perspective". Working paper no. 1571, CESifo, Munich.
- Cremer, H. and P. Pestieau (2000), "Reforming our pension system: Is it a demographic, financial or political problem?" *European Economic Review*.
- Cremer, H., J. Lozachemeur and P. Pestieau, 2002, "Social Security, Retirement Age and Optimal Income Taxation" mimeo
- Cremer, H., and P. Pestieau, 2000, "Reforming Our Pension System: Is it a Demographic, Financial or Political Problem?", *European Economic Review*, 40, 974-983.
- Cremer, H. and P. Pestieau (2003). "The double dividend of postponing retirement", *International Tax and Public Finance*.
- Disney, R., 2007. "Population ageing and the size of the welfare state: is there a puzzle to explain?" forthcoming *European Journal of Political Economy*
- Eurobarometer 56.1 (2001) "The Future of Pension Systems", http://www.europa.eu.int/comm/public_opinion/archives/ebs/ebs_161_pensions.pdf
- European Commission – Economic Policy Committee (2000), "Progress report to the Ecofin Council on the Impact of ageing populations on public pension systems".
- European Commission – DG Employment and Social Affairs (2002), "Social security in Europe, 2001".

- European Commission (2003), “Joint report by the Commission and the Council on adequate and sustainable pensions”.
- Fenge R. and Pestieau, P. (2005), MIT Press
- Fondazione Rodolfo de Benedetti Report (2000) “Monitoring slow pension reforms in Europe”.
- Galasso, V. (2006). *The Political Future of Social Security in Aging Societies*, MIT Press forthcoming
- Galasso, V. (2002). “Social security: a financial appraisal for the median voter.” *Social Security Bulletin*
- Galasso, V. and P. Profeta (2002), “Political economy models of social security: a survey”. *European Journal of Political Economy*.
- Galasso, V. and P. Profeta (2004), “Lessons for an Aging Society: the Political Sustainability of Social Security Systems” *Economic Policy*
- Galasso, V. and P. Profeta (2007), “How does ageing affect the welfare state?”. forthcoming *European Journal of Political Economy*.
- Gruber, J. and Wise, D. (eds.) (1999). *Social security and retirement around the world*, University of Chicago Press, Chicago.
- Gruber, J. and D. Wise (eds.), 2004. *Social Security Programs and Retirement Around the World: Micro Estimation*, University of Chicago Press, Chicago, forthcoming.
- Lacomba, J.A: and F.M. Lagos, 2000, "Election on Retirement age", mimeo.
- OECD (2002). “Policies for an Aging Society: Recent Measures and Areas for Further Reforms”. Working Paper No.1 on Macroeconomic and Structural Policy Analysis
- Razin, A., and E. Sadka, (2007). “”forthcoming *European Journal of Political Economy*.
- Simonovits, A., (2007). “Can population ageing imply a smaller welfare state?” forthcoming *European Journal of Political Economy*.